

Mechanical-Electric Lift (Ball Screw, Electric)

ML Ultra-low Platform Mini

MLM Mini

HDV Heavy Duty

The AGV lift table works efficiently during the manufacturing process of the production line.



ML-150-45V




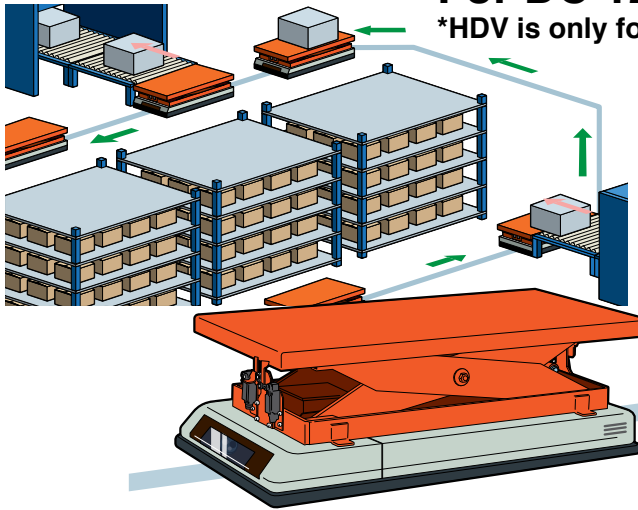
MLM-250-58VJ

MAJOR FEATURES


- Uses a brushless motor
- Vector control
- Dry ball screw cylinder
- Built-in unit
- Power supply: DC 12V / DC 24V
- Bellows type provides full cover (with 'J' at the end)
- Foot switch with LED Cord: 78.7in.
- Has a maximum/minimum limit switch
- Power cord: 118.1in.

For DC 12V and DC 24V

*HDV is only for DC 24V



HDV1000-0612-D24



Load capacity: 330 to 2205 lbs

Unit: inch

	Model	Load capacity	Table dimensions (W x L)	Stroke (ST)	Table height (H to H1)	Duration of lifting and lowering in seconds	Motor output Watts	Deadweight
Standard	ML-150-45V-D12	330 lbs	15.7"×19.7"	13.7"	3.2" to 16.9"	10	70	68 lbs
	ML-150-45V-D24							
Bellows	ML-150-56VJ-D12	330 lbs	20.5"×24.8"	13.7"	3.2" to 16.9"	10	70	86 lbs
	ML-150-56VJ-D24							
Standard	MLM-250-47V-D12	551 lbs	15.7"×28.3"	19.5"	6.0" to 25.5"	22	70	99 lbs
	MLM-250-47V-D24							
Bellows	MLM-250-58VJ-D12	551 lbs	20.5"×33.5"	19.6"	6.0" to 25.6"	22	70	132 lbs
	MLM-250-58VJ-D24							
	HDV-1000-0612-D24	2205 lbs	23.6"×47.2"	3.9"	6.7" to 10.6"	4	400	287 lbs

Note Not for use as a welding table.